



Parts Catalogue



J E Paisley & Co Ltd



Diesel & Electrical Systems Oamaru

**For all your Diesel Fuel Injection,
Turbocharger & Auto Electrical
Requirements**

**4 Nen Street
Oamaru
www.jep.co.nz**

**Phone 03 434 8967
Fax 03 434 8389
E Mail john@jep.co.nz**

Welcome to our parts catalogue, this is a work in progress and new products will be added from time to time. E mail or call for the latest prices.

To use this catalogue click on the bookmark tab on the left. click on the product range you want to look at and you will be taken to the start of the range. Alternatively click on the pages tab and scroll through the pages

Can't find what your looking for? Give us a call or E mail us and we will happy to assist with your enquiry.



BOSCH

ZEXEL




CAPRICORN
SOCIETY LIMITED

PREFERRED SUPPLIER


DENSO**DENSO****DENSO****DENSO**

***South Islands only officially authorised and factory
equipped Denso V3 & V4 service dealer
2L-TE, 1KZ-TE, 5L-E, 3C-TE & 1HD-FTE***


As many of you know J E Paisley have completed the factory training and invested in the service tools and test equipment necessary to fully overhaul and test Denso **ECD V3** resistor and ROM pumps fitted to Toyota 2L-TE, 1KZ-TE, 5L-E and 3C-TE engines and **ECD V4** pumps fitted to Toyota 100 series Landcruiser, Mitsubishi Rosa and Isuzu engines. Now these pumps are able to be stripped, cleaned, re-kited and tested at realistic prices.



V3 ROM pump



V3 Resister pump



V4 pump

DENSO**DENSO**

Denso V4 Needle valve replacement

J E Paisley is the only Denso Authorized V4 needle valve replacement center in New Zealand.

We can now economically replace worn needle valves with genuine Denso parts. Previously this had necessitated the complete and expensive replacement of the hydraulic head assembly due to the close fitting tolerances of the needle valve. (.001mm)




Exchange pumps and injectors Available , ring us with the vehicle model and engine type

Common rail pump O/haul and Testing


Hartridge *AVM2-PC test bench*

Due to the demands of our Capricorn customers J E Paisleys have commissioned the latest Hartridge AVM2 test bench. This new bench along with our Bosch 815 bench allows the accurate setting of all major makes of fuel injection equipment. Both these benches are subject to annual factory audits by the leading manufactures of fuel injection equipment to ensure their accuracy.

The AVM2-PC capable of flow and high pressure testing of common rail pumps.



Denso HP3



Bosch CP1


Common rail injectors tested using Bosch EPS200 and Hartridge IFT-C test equipment



BOSCH



D4 Washer kits



Zexel COVEC pumps
Fitted to Nissan TD27Ti QD32Ti and Isuzu 4JG2

Exchange pump for Td27 and QD32 available



■ ZEXEL ■ ZEXEL ■ ZEXEL ■

A makes and models of inline and rotary fuel pumps serviced

Exchange pumps available



STANADYNE®

ZEXEL

DENSO



BOSCH



DELPHI

All makes of injectors serviced and tested



Petrol injectors
cleaned and tested



Two spring injectors fully serviced



Pintle type injector



Gardner injectors tested and serviced



Leyland injectors tested and serviced

Most common injector sealing washers available
individually or in kits



All makes of turbo's and sold serviced


Ring us for your requirements



VE type pump timing gauges



Our most popular timing gauge screws directly into the head plug



90 degree timing adapter

Why you should time ***before and after*** you remove the injector pump. The cold hard reality is that timing specifications for some of the Japanese import vehicles we work on are simply not readily available. By checking the timing before you remove the pump or doing a cam belt, will give you a fall back position when **you refit the pump or cam belt and you can't find a spec for that engine.** It also gives you a reference or starting point if the owner complains because the vehicle doesn't perform like it used to. It may surprise some to learn that there can be three or four different timing specifications for the same engine depending on what country it was destined for. Although these different settings may appear minor, they can and will have an influence on engine performance. ***Time before and after.***

Racor Fuel Filters / water traps



Racor 230R

can offer near 100% water removal. These units fitted with a warning buzzer should be installed as close to the tank as possible in order to maximise their protection against water entering the system. Capable of retaining 58 mls of water (to the probe tip) allowing the operator to shut down the engine preventing serious damage.

Flow



Racor 500FG

also offering near 100% water removal. fitted with a warning buzzer this unit should be installed as close to the tank as possible in order to maximise their protection against water entering the system. Capable of retaining 110 of water (to the probe tip) respectively , allowing the operator to shut down the engine preventing serious damage.

(Used by the US coast guard)

Flow

Larger units and dual head models available

Interceptor Filter Products

Fuel Dispensing Filters

Fuel Dispensing Filters And Filter Heads

Interceptor fuel dispensing filters start protecting engines at the source, removing virtually 100% of contaminants from diesel or gasoline, including water, dirt, dust, rust and biological microorganisms. By trapping this contamination, precision fuel system components are protected from abrasion and wear. These units are essential for stationary pumps, overhead tanks, marinas and mobile service vehicles.

Interceptor fuel dispensing filters offer protection down to 10 microns. Flow rates range from 15 to 100 GPM. Filter servicing is clean and easy with just a spin.

Interceptor filters feature a super-absorbent, chemically-treated media with two unique features:

1. The filter media absorbs 25 times its weight in water and locks it in. It is an effective barrier against free and emulsified water.

2. As the media swells with water removed from the fuel, it gradually reduces the flow rate, signaling the need to replace the filter. The absence of a bypass valve insures that fuel system will be completely protected.

Interceptor filters are engineered and manufactured under the most up-to-date quality control processes to meet or exceed original equipment specifications.

Water Absorbing Filters

Maximum operating pressure: 100 PSI / 689.6 kPa

¹IN FDC filters have a cellulose media and do NOT absorb water. ²Filters with the 'A' media hold more dirt and water than standard water absorbing media. More frequent element changes may be necessary.



Part Number	Micron Rating	Center Thread	Filter Diameter	Filter Length	Media Area (Sq in. / Sq cm)	Solids Capacity (g)	Water Capacity (ml)	Typical Beta Rating (uM)	Case Qty.
IN FDC3510G ¹	10	1 1/2"-16	3.75 in.	5.0 in.	480 / 3096	9.04	N/A	10/18	12
IN FDC3530G ¹	30	1 1/2"-16	3.75 in.	5.0 in.	480 / 3096	9.04	N/A	10/18	12
IN FDW3510	10	1"-12	3.75 in.	5.0 in.	190 / 1226	13.68	247	10/18	12
IN FDW3510A ²	10	1"-12	3.75 in.	5.0 in.	335 / 2161	13.68	175	10/18	12
IN FDW3525	25	1"-12	3.75 in.	5.0 in.	190 / 1226	15.58	247	14/23	12
IN FDW3810A ²	10	1"-12	3.75 in.	5.0 in.	608 / 3923	39.48	315	10/18	12
IN FDW3825	25	1"-12	3.75 in.	8.0 in.	350 / 2258	28.71	455	14/23	12
IN FDW3830	30	1"-12	3.75 in.	8.0 in.	350 / 2258	28.71	455	14/23	12
IN FDW51125	25	1 1/2"-16	5.0 in.	11.0 in.	689 / 4444	56.50	896	14/23	6

Filter Heads

Maximum operating pressure: 100 PSI / 689.6 kPa

¹Head/element seal available: IN GCSG100, packaged 5/kit. ²Dual filter unit. Order two filters when using this model.

Part Number	Center Thread	Port Sizes	Fuel Flow Rate (GPM)	Filter Application	Bypass Setting	Restriction Gauge	Gauge Port	Case Qty
IN HH07500	1"-12	3/4" NPT	15	FDW3525/FDW3825	No Bypass	Optional	1/8" NPT	1
IN FDH12500 ¹	1 1/2"-16	1 1/4" NPT	50	FDW51125	No Bypass	Optional	1/8" NPT	1
IN FDH125DD ^{1,2}	1 1/2"-16	1 1/2" NPT	100	FDW51125 (2)	No Bypass	Optional	1/8" NPT	1

CAV Filter Adapter Kit

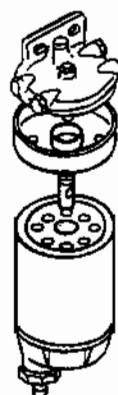
Filter Adapter Kit IN CAV turns old C.A.V. Filter Head, cannister and glass bowl units into a spin-on filter. Fits Ford, Perkins, Massey Ferguson, Saab, Volvo-Penta and more! This kit allows the use of Interceptor Spin-On Filters that feature the patented see-thru, spin-on contaminant collection bowl: IN B32008 or IN B32016. For engines up to 70 HP.

Part Number	Description	Applications	Qty./Case
IN CAV	Adapter Kit	Ford, Perkins, Massey, Saab, Volvo-Penta, Ford Lehman	1

C.A.V. Filter Head

IN CAV Adapter

Interceptor IN B32008 or IN B32016 Filter Assembly



Fuel Filters



Electric fuel pump/filter assembly
12volt electric lift pump with integral pressure regulator set to 10 psi.

Bulk Tank Filters



Bulk tank filter with drain



Latest Racor water absorbing fuel filter.

The Racor dispensing filters start protecting engines at the source, removing virtually 100% of contaminants from diesel or petrol, including water, dirt, rust and biological micro-organisms.

Racor fuel dispensing filters offer protection down to 10 microns. Flow rates range from 15 to 100 GPH with a maximum operating pressure 100 psi

These filters feature a super-absorbent, chemically treated media with two unique features:

- 1/ the filter media absorbs 25 times its weight in water and locks it in. It is an effective barrier against free and emulsified water.
- 2/ as the media swells with water removed from the fuel, it gradually reduced the flow rate signalling the need to replace the filter.

Filter heads and Non-return valves



Replacement head for **Isuzu - Mitsubishi**. Will fit **Nissan** when used with a Z304 filter element



Replacement **Toyota** filter head




Universal bulk tank filter head



Alloy one way valves available in 8mm — 10mm and 13mm
These valves should only be fitted after the main filter too prevent dirt entering valve.



One way valve with filter screen suitable for installation before the main filter, available in 8mm and 10mm
Can be disassembled and cleaned.



Toyota 12mm removable tails



Nissan 8mm Tails



Toyota 8mm Tails

Sedimentors



**ALUMINIUM BODY
STANDARD GLASS BOWL
THREADS 1/2" SAE**

PART NO. 5836B249NG

(ALUMINIUM BODY PART NO = PI 8665)

**ALUMINIUM BODY
DEEP GLASS BOWL
FLAT BASE (P/N 7111-541)
THREADS 1/2" SAE**

PART NO. 5836B250NG



POLYCARBONATE "SEE THRU" BOWL

PART NO. 5864000NG

Flows L - R

PART NO. 5864002NG

Flows R - L THREADS 1/2" SAE

PART NO. 5864003NG

Flows R - L THREADS 14x1.5

(REPLACEMENT BOWL + CONE

PART NO. 7111-693)



Parts available separately

Banjo bolt kit metric




Banjo kit metric





Hose sleeve kit




Fuel pipe fittings


	SCHMITTER		EQUIV. TO
	6 x 1.0	S205001	
	8 x 1.0	S205002	PI 7729
	8 x 1.25	S205003	PI 7728
	10 x 1.0	S205004	PI 8493
	10 x 1.5	S205005	PI 8493-1
	12 x 1.25		14522
	12 x 1.5	S205006	PI 7753
	14 x 1.5	S205008	PI 7754
	14 x 1.5 Double	S205108	14509
	16 x 1.5	S205010	
	18 x 1.5	S205013	
	1/2" SAE		PI 7704


	EYE	TAIL	SCHMITTER	EQUIV. TO
	8	4		PI 7786-1
	10	4	S203404	14635
	10	6	S203470	
	12	6	S203406	
	12	8	S203472	PI 7792
	12	10		PI 7792-1
	14	6	S203455	
	14	8	S203408	PI 7776
	14	10		PI 7777
	16	10	S203410	
	18	8	S203457	
	18	10	S203458	
	1/2"	6		14656
	1/2"	8		PI 8653
	1/2"	10		14654


	EYE	TAIL	SCHMITTER	EQUIV. TO
	6	4		14631
	8	4	S203502	14632
	8	4 90°		14614
	10	4	S203504	
	12	6	S203506	
	14	8	S203508	-


	THREAD	TAIL	SCHMITTER	EQUIV. TO
	12	4	S203104	
	14	6	S203106	
	14	8		15012


Fuel pipe fittings

	THREAD	TAIL	SCHMITTER	EQUIV. TO
	1/2" SAE	8		14613
	1/2" SAE	8 90°		14612

	EYE	TAIL	SCHMITTER	EQUIV. TO
	8	5	S201203	4-002-022
	10	6		4-002-023
	12	8		4-002-025
	14	8		4-002-026
	14	10	S201208	

	HOSE	JOINER	SCHMITTER	EQUIV. TO
	6	→ 8		14981
	8	→ 10		14982
	6	3 way		14983
	8	3 way		14984
	10	3 way		14985
	8	90°	S206086	
	10	90°	S206088	

	LEAK BACK RAIL MENDERS	
	18mm CHANNEL	16mm CHANNEL
	51251 (1 TAIL)	51261 (1 TAIL)
	51252 (2 TAIL)	51262 (2 TAIL)
	51253 (3 TAIL)	51263 (3 TAIL)

	INJECTOR PIPE CLAMPS	
	1-204-039	= 2 HOLE
	1-204-042	= 3 HOLE
	1-204-237	= 4 HOLE

Feed pumps

1529 - 1



PERKINS

FP138
7950432
7950771
461 - 138

1549 - 1



BEDFORD

FP159
7950500
7971020
461 - 159

1533 - 2A



**FORD
BEDFORD
LEYLAND**

FP314
7950618
7971029
7971183
461 - 179

1647 - 1



**BEDFORD
IHC
PERKINS**

FP110
7950308
7950427

1535 - 2



**LEYLAND
NUFFIELD**

FP170
461 - 170
7950300
7950773
7971072

1662 - 5



**DEUTZ
VM**

1537 - 1



LEYLAND

FP211
461 - 211
7950116
7950410
7950452
7971368

1678 - 1



PERKINS

FP137
7950499
7950770
7990265
466 - 116

1819 - 5



BUKH

7990091
461 - 247

1858



PERKINS

7971135
7990439
7990440
461 - 283
461 - 284

1822



**DAVID
BROWN
CASE**

7950746
7971043
461 - 168
461 - 267


1877



LEYLAND

FP176
7971139
461 - 176

1847



BEDFORD

FP255
7950913
7990032
7990138
461 - 255

1886 - 5



FORD

FP279
7990395
461 - 279

1855 - 5



**FORD
PERKINS**

FP109
7950065
7950188
7950426
461 - 109
461 - 169

1905 - 5



LISTER

FP115
7950461
461 - 115

1686

FORD



FP276
7971160
7990361
461 - 276

1774 - 5

FORD



7990020
461 - 233

1687 - 1

PERKINS



FP133
7950598
7950730
7950764
461 - 131
461 - 132
461 - 133
461 - 135

1796

PERKINS



FP220
FP330
7971392
7971405
7990313
461 - 213
461 - 220
461 - 269

1695 - 1

PERKINS



FP165
7950540
7971038
461 - 165

1808

IHC



FP114
7950454
461 - 114

1752 - 1

PERKINS



FP175
7971116
461 - 175

1812

PERKINS




FP184
7971040
7971233
461 - 167
461 - 184

1910 - 5



SAME

1943



**JOHN
DEERE**

**FP66
RE37482**

1930 - 5



SAME

1947 - 5



**FIAT
IVECO**

1941 - 5



PERKINS

**7990347
461 - 303**

1948 - 5



FIAT

1942 - 1



PERKINS


**FP310
461 - 310**

1949 - 5



FIAT

1960 - 5



DEUTZ

2522



PERKINS

25066408
2641722
461 - 311

1973



**FORD
LEYLAND
VOLVO**

FP314
7971399
7990449
461 - 217
461 - 261

2560



BEDFORD

FP317
91145753
93151041
461 - 317

1981 - 5



CASE

2563



PERKINS

75063007
7990002
7990151
461 - 230
461 - 258

2518 - 5



IVECO

2567



PERKINS

FP251
75064077
7990114
7990268
461 - 251
461 - 264

2609 - 1



LISTER

7990262
461 - 299

2671



LISTER

2621



FIAT

98419724

2674



LISTER

75714174
75714175

2622



LISTER

2686



DEUTZ

04175667

3904374



**CUMMINS
B SERIES**

93151814



**CUMMINS
C SERIES**

93151228



**FORD
CARGO
DOVER**

93151818



**CUMMINS
6 BT**

93151351



**FORD
CARGO
DOVER**

93151848



**FORD
TRANSIT**

93151377



**CUMMINS
6 CT**

Electric pumps in both 12 and 24 volts



Full range of glow plugs stocked











Can't find what your looking for? Give us a call




























HKT








BOSCH







PT-90 TOYOTA DYNA 12V 2J	PT-92 TOYOTA TRUCK - BUS 2D	PT-93 TOYOTA DYNA 12V B	PT-94 TOYOTA DYNA 24V B	PT-100 TOYOTA DYNA 12V B	PT-101 TOYOTA DYNA 24V B	PT-102 TOYOTA 2D	PT-103 TOYOTA CROWN L
							
PT-104 TOYOTA 2B	PT-105 TOYOTA L	PT-106 TOYOTA TOYOACE L	PT-107 TOYOTA CORONA 1C 2C	PT-108 TOYOTA TOYOACE 2J	PT-109 TOYOTA TOYOACE 2J	PT-140 TOYOTA L 2L	PT-142 TOYOTA HIACE L
							








PT-144	PT-145	PT-146	PT-147	PT-148	PT-149	PT-150
TOYOTA CROWN L	TOYOTA B 2J	TOYOTA 2J	TOYOTA 2L-T	TOYOTA 1W	TOYOTA L	TOYOTA 1C-1
						








PN-81 NISSAN CEDRIC SD20, 22, 33	PN-82, 84 NISSAN CONDOR ED6 ED30	PN-85 NISSAN CEDRIC SD22	PN-86 NISSAN SD20	PN-87 NISSAN SD20, 22	PN-88 NISSAN SD22	PN-89 NISSAN LD20, 28	PN-120 NISSAN SD22, 33	PN-121 NISSAN LD20, 28
								
PN-122 NISSAN ED30	PN-123 NISSAN SD23, 25 12V	PN-124 NISSAN SD23, 33 24V	PN-125 NISSAN ED33	PN-126 NISSAN CD17	PN-127 NISSAN CD17 12V	PN-128 NISSAN SD23, 25 12V	PN-129 NISSAN LD20, 28 12V	PN-130 NISSAN ED30, 33 24V
								

PN-131	PN-132	PN-133	PN-134	PN-135	PN-136	PN-137
NISSAN SD23 33 33T	NISSAN SD23	NISSAN CD17	NISSAN CD17	NISSAN TD27	NISSAN TD23 24V	NISSAN ED33
						

PD-95	PD-99	PD-190	PD-191	PD-192
DAIHATSU D300	DAIHATSU DV26L DG	DAIHATSU CL DL	DAIHATSU CL50.51	DAIHATSU CL70
				

PZ-30	PZ-31	PZ-32	PZ-33	PZ-34	PZ-35
MAZDA S2	MAZDA ZB·XA	MAZDA HA	MAZDA R2·RF·XA	MAZDA XC	MAZDA S2
					

PM-71	PM-73	PM-74	PM-75	PM-77	PM-160	PM-161
FUSO 6D55 6D57	FUSO CANTER 4D30A	FUSO CANTER 4DR5	FUSO 4D55	FUSO CANTER 4D35	FUSO CANTER 4D30	FUSO PAJERO 4D55
						

PM-60	PM-61	PM-62	PM-64	PM-63,65	PM-66	PM-70
FUSO 6DS, 6DB	FUSO 6DC, 8DC	FUSO CANTER, 4DQ1	FUSO JUPITER, KE36	FUSO CANTER, 4DR5	FUSO 6D10, 6D11	FUSO 4DQ50
						

PH-20

HINO
DS, DK, EB



PH-21

HINO
EC, EH, EB



PH-22










HINO
HO7C, HO6C



PH-23

HINO
WO4D



PI-48	PI-49	PI-50	PI-51	PI-52	PI-53	PI-54	PI-57	PI-58
ISUZU 4BC1	ISUZU ELF150.250	ISUZU ELF250.350.450	ISUZU GEMINI	ISUZU ELF250	ISUZU ELF250.4BA1	ISUZU ELF250.4BC1	ISUZU 4EC1T	ISUZU C223
								

PI-40	PI-41	PI-42	PI-43	PI-44	PI-45	PI-46	PI-47
ISUZU TX, TO	ISUZU ELF, C240	ISUZU ELF, C240	ISUZU C330, 4BB1	ISUZU FORWARD, SBR	ISUZU C190	ISUZU 4FB1	ISUZU C240
